

The background of the slide is a close-up, slightly blurred image of the United States flag, showing the stars and stripes in detail. The flag is waving, creating a sense of movement. The colors are vibrant, with a deep blue field for the stars and bright red and white stripes.

Auburn Police Department

2024 – 2025 Budget Presentation

Presented by: Chief James Slayton

Deputy Chief Timothy Spingler

TABLE OF CONTENTS

- Mission / Values
- Service
- Personnel
- Police Divisions
- Calls for Service
- Expenditures





Mission Statement

To enhance the quality of life in the City of Auburn by working cooperatively with the citizenry to enforce the laws, preserve the peace, and provide for a safe environment.

Values

The values of the Auburn Police Department begin with the common understanding that all citizens shall be treated with **Human Dignity**. Regardless of race, social class, gender, religion, background or beliefs, each individual we serve will be given **Respect, Excellence** of service, **Compassion** and understanding, while we promise to always maintain our **Integrity** through collaborative **Teamwork** and **Accountability** by means of a strategic partnership with the community members that we serve.

Service to the Public



Personnel

68 Sworn Officers

7 Special Patrol Officers
(All sworn personnel)

7 Civilians

15 Crossing Guards



1 Chief of Police
1 Deputy Chief
2 Captains
3 Lieutenants
10 Sergeants
5 Detectives
46 Officers (6 vacant)

5 PT SPO's (Schools)
2 PT SPO's (City Hall)

1 Secretary
2 Sr. Clerks
1 Keyboard Specialist
1 Maintenance
1 FT Parking Enforcement
1 PT Parking Enforcement

13 PT
2 Subs

What we do

Patrol

- Considered the “Boots on the ground” handling calls for service
- Responsible for nearly all initial calls for service

Detectives

- Investigate serious and complex crimes primarily initiated by patrol
- Use up-to-date technology to help solve crimes
- Handled 430 New Case in 2023 with 403 of those closed out

- Body-Worn Camera Sergeant
- Supervises and coordinates administrative duties related to BWC
- Responds to mandatory Discovery videos to the DA’s Office and all FOIL requests
- Assist the Identification Bureau as needed

What we do....

Evidence Technicians

- Utilizing special knowledge and experience, ET's collect evidence, document crime scenes, and secure and submit physical evidence
- Currently have 22 ET's as of Jan 2024 (11 in Jan 2020)

Narcotics (FLDTF)

- Investigates illegal use and sale of narcotics
- Uses various techniques in gathering, verifying and analyzing information
- Added 1 FT officer (CCSO) / 1 NYSP Investigator
- Assigned 113 new cases resulted in 25 arrests and conducted 30 Search Warrants in 2023

Traffic Division

- Traffic Stops 3,666
- Traffic Tickets Issued 1,730
- DWI Arrests 68
- Motor Vehicle Crashes 1,020
- Parking Complaints 286
- Parking Tickets Issued 5,025

What we do....

Training Office

- 2023 – Hired two officers who completed +1,020 hrs. each of certified academy training
- The department received 12,620 hrs. of various trainings
 - Firearms Training (2x a year, one of which is a qualification)
 - Reality Based Training (Stress and Anxiety Scenarios, Duty to Intervene, De-escalation)
 - Evidence Tech Certification

School Resource Officer (SRO) Special Patrol Officer (SPO)

- Responsible for 7 schools and City Hall
- In 2023 responded to 414 incidents in/around schools



2023 STATISTICS

Incident Type*	2023	2022	% Chg
Alarms Responded to	282	325	-13.23%
Animal Complaints Investigated	192	179	7.26%
Assault Investigations	37	39	-5.13%
Burglary Investigations	98	88	11.36%
Criminal Mischiefs Investigations	177	176	0.57%
Domestic Violence Investigations	1,178	1,175	0.26%
Drug Investigations	183	136	34.56%
Fraud Investigations	177	149	18.79%
Hang-Up Calls to 911	207	269	-23.05%
Harassment Investigations	407	507	-19.72%
Juvenile Complaints Investigated	513	399	28.57%
Landlord / Tenant Disputes	120	99	21.21%
Larceny Investigations	594	587	1.19%
Mental Health Investigations	427	429	-0.47%
Missing Person Investigations	87	68	27.94%
MVA - Personal Injury	136	157	-13.38%
MVA - Property Damage	884	849	4.12%
Neighbor Problems Investigated	364	328	10.98%
Officers Injured On Duty	20	17	17.65%
Orders of Protection Violated	84	87	-3.45%
Overdose Investigations	122	180	-32.22%
Parking Complaints Investigated	286	388	-26.29%
Parking Tickets Issued	5,025	6,207	-19.04%
Prisoner Transports	535	592	-9.63%
Reports of Dis/Con, Fights & Noise	981	875	12.11%

* Not an exhaustive list of incident types



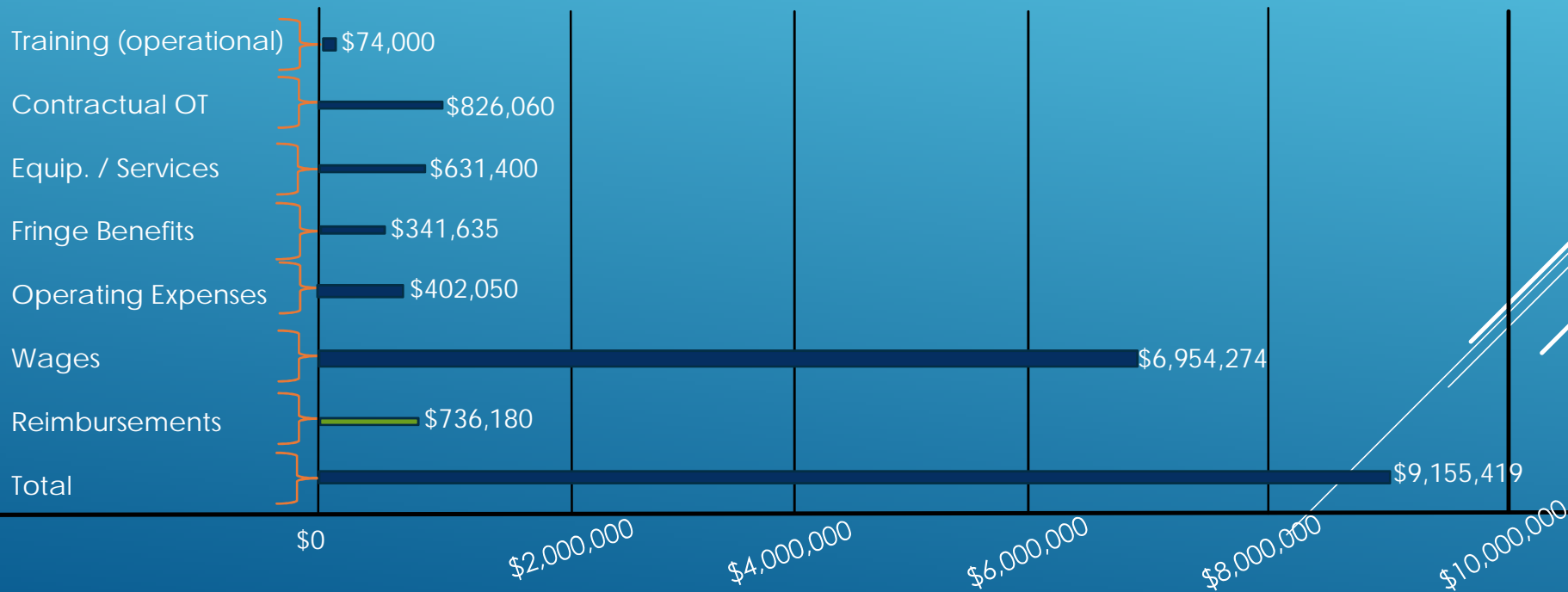
20
23



Incident Type*	2023	2022	% Chg
Robbery Investigations	13	20	-35.00%
Sex Offense Investigations	67	69	-2.90%
Suicide Attempts Investigated	183	204	-10.29%
Suspicious Activity Investigated	2,260	2,586	-12.61%
Traffic Stops Made	3,666	5,441	-32.62%
Traffic Tickets Issued	1,730	2,689	-35.66%
Trespass Investigations	150	150	0.00%
Warrants Executed	445	465	-4.30%
Total Calls for Service	29,820	33,098	-9.90%

2024 – 2025 Budget Proposal

Line Item	Proposed Budget Amount	% of Budget
Salaries and Wages	\$6,954,274	76%
Contractual OT	\$826,060	9%
Fringe Benefits	\$341,635	4%
Operating Expenses	\$402,050	4%
Equipment / Services	\$631,400	7%



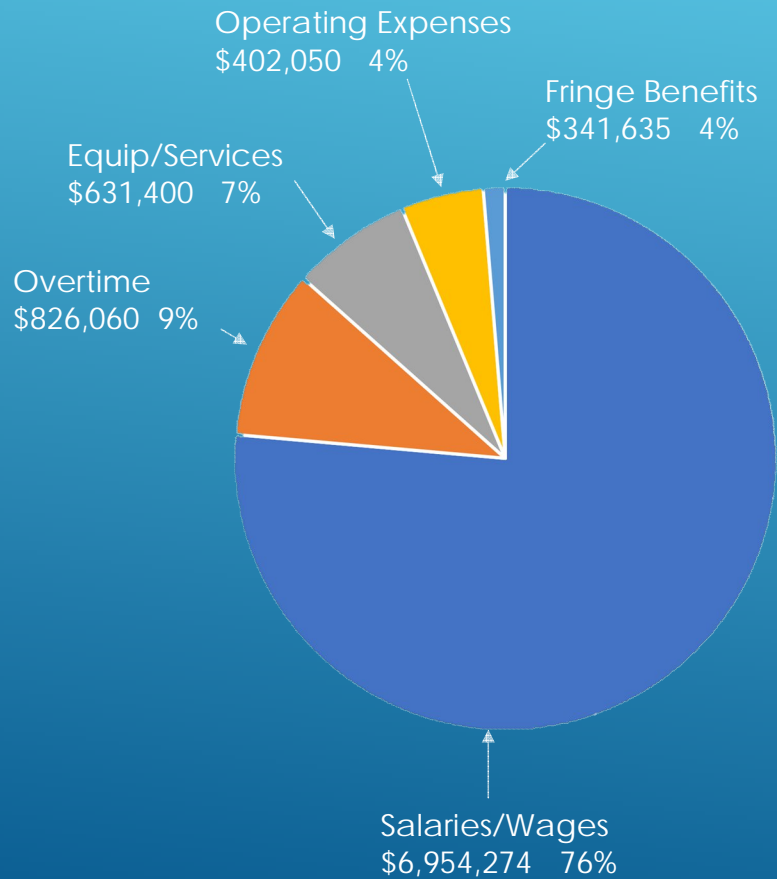
Budget Comparison

	2022 / 2023	2023/ 2024	2024 / 2025
Salaries / Wages	\$6,113,411	\$6,168,118	\$6,444,237
Employee Benefits	\$304,635	\$304,635	\$341,635
Overtime Contractual	\$663,500	\$675,000	\$826,060 *
Operating Expenses	\$381,272	\$418,950	\$402,050
Equipment/ Services	\$453,360	\$226,425	\$631,400 *
Total	\$7,916,178	\$7,793,128	\$8,645,382

* 2024/2025 Overtime includes GIVE (grant funded \$121,000) No match

* 2024/2025 Equipment includes vehicles (none purchased in 2023/2024)

2024/2025 Budget Breakdown



Reimbursements

Line Item	\$ Amount
CEREI OT	\$90,000
GIVE OT	\$121,000
SRO / SPO	\$450,870
Ballistic Vest	\$16,150
Gov. Traffic OT	\$27,560
V&T Crackdown OT	\$25,000
US Marshal Detail	\$4,000
Refusal Hearing	\$1,500
Total	\$736,080



Questions?